


# HY-DH156N8

# 600-625W

156 Pieces | HALF-CELL | N-Type

## RUNERGY

MADE IN THAILAND/CHINA



**22.4%**  
Max. Efficiency  
**N-Type**  
Bifacial & Dual Glass



### High Conversion Efficiency

Module efficiency up to 22.4% based on N-Type wafer and advanced N-Type cell technology



### Excellent Energy Yield

More power output in field operation due to better thermal behaviors, weak-light performance and bifaciality



### Outstanding Anti-degradation

Unsusceptible to LID and less annual degradation due to special characteristics of N-Type



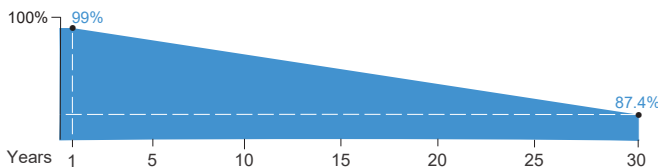
### Quality Guarantee

High module quality ensures long-term reliability



IEC61215 / IEC61730 / UL61730  
IEC61701 / IEC62716 / IEC60068  
ISO9001 / ISO14001 / ISO45001

Evidence for IEC61701/62716/60068 is available on request.



Runergy N-Type Dual Glass Product Performance Warranty

**12** Years Product Warranty

**30** Years Linear Power Warranty

**1%** First Year Degradation

**0.4%** Annual Power Degradation

Jiangsu Runergy New Energy Technology Co., Ltd.  
58 Xiangjiang Road, Economic Development Zone,  
Yancheng City, Jiangsu Province, 224000, China

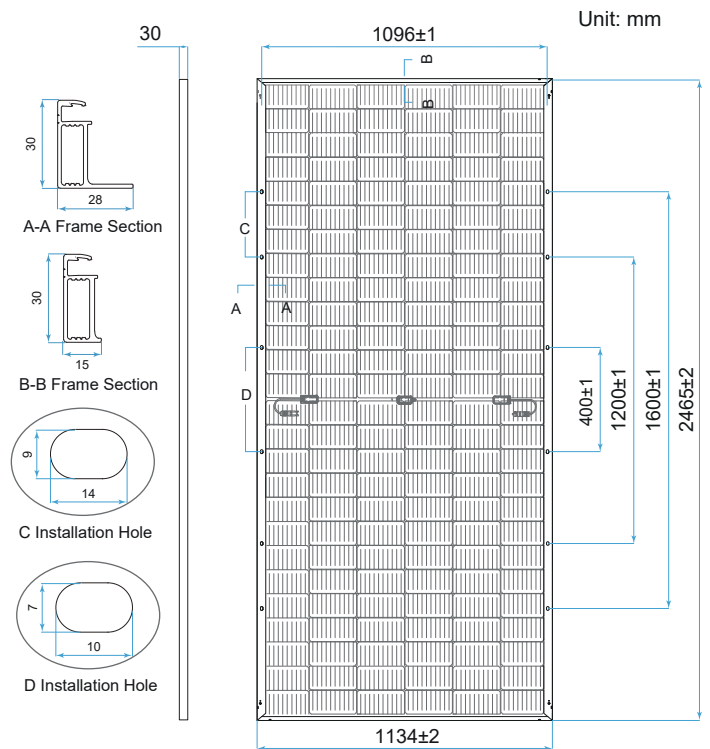
sales-inform@runergy.cn  
www.runergy-solar.com

## Mechanical Parameters

Solar Cell	Mono N-Type 182 mm
No. of Cells	156(6 Á 26)
Dimensions	2465 × 1134 × 30mm
Weight	33.9kg
Junction Box	IP68 rated (3 bypass diodes)
Output Cable	4mm <sup>2</sup> (IEC), 12 AWG(UL) +400/-200mm or customized
Connector	RY01, QC4.10, GT4, PV-KST4-EVO 2/xy_UR, PV-KBT4-EVO 2/xy_UR
Front Cover	2.0mm semi-tempered AR glass
Back Cover	2.0mm semi-tempered glass
Container	36pcs/Pallet, 576 pcs/40' HC

## Operating Parameters

Max. System Voltage	DC 1500V (IEC/UL)
Operating Temperature	-40°C ~ +85°C
Max. Fuse Rating	30A
Frontside Max. Loading	5400Pa
Backside Max. Loading	2400Pa
Bifaciality	80%±10% (Pmax) 98%±2%(Voc) 80%±10%(Isc)
Fire Resistance	IEC Class A



## Electrical Characteristics - STC

Irradiance 1000 W/m<sup>2</sup>, ambient temperature 25 °C, AM1.5, Test uncertainty for Pmax: ±3%

Maximum Power at STC (Pmax/W)	625	620	615	610	605	600
Power Tolerance (W)	0 ~ +5					
Optimum Operating Voltage (Vmp/V)	46.05	45.92	45.76	45.60	45.39	45.20
Optimum Operating Current (Imp/A)	13.58	13.51	13.44	13.38	13.33	13.28
Open Circuit Voltage (Voc/V)	55.63	55.47	55.26	55.10	54.92	54.76
Short Circuit Current (Isc/A)	14.39	14.33	14.27	14.21	14.15	14.09
Module Efficiency	22.4%	22.2%	22.0%	21.8%	21.7%	21.5%

## Electrical Characteristics - BNPI

Maximum Power at NMOT (Pmax/W)	690	685	680	675	670	665
Optimum Operating Voltage (Vmp/V)	46.05	45.92	45.76	45.60	45.39	45.20
Optimum Operating Current (Imp/A)	15.03	14.95	14.88	14.81	14.75	14.70
Open Circuit Voltage (Voc/V)	55.77	55.61	55.40	55.23	55.05	54.89
Short Circuit Current (Isc/A)	15.96	15.89	15.82	15.76	15.69	15.62

## Rearside Power Gain (Reference to 625W Front)

Rearside Power Gain	5%	15%	25%
Maximum Power (Pmax/W)	656	719	781
Optimum Operating Voltage (Vmp/V)	46.05	46.15	46.15
Optimum Operating Current (Imp/A)	14.25	15.57	16.93
Open Circuit Voltage (Voc/V)	55.63	55.73	55.73
Short Circuit Current (Isc/A)	15.11	16.52	17.96
Module Efficiency	25.5%	25.7%	27.9%

## Temperature Characteristics

Nominal Module Operating Temperature	42 ± 2 °C
Nominal Cell Operating Temperature	45 ± 2 °C
Temperature Coefficient of Pmax	-0.31%/°C
Temperature Coefficient of Voc	-0.26%/°C
Temperature Coefficient of Isc	0.05%/°C

